

## Zurich investment foundation

# Equity Global Small Cap

Equities are an important factor for a successful investment. Due to their potential to generate capital gains, equities are a high contributor to attractive portfolio returns. The chance to achieve higher returns is associated with higher risks.

### Your advantages at a glance

- **Module for flexibly implementing the investment strategy of a pension plan**
- **Broadly diversified and transparent investments**
- **Independent investment management process, which meets the highest compliance requirements**
- **Attractive terms**

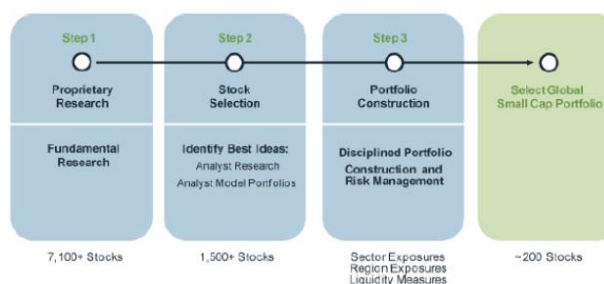
### Investment universe

The fund invests in small capitalized stocks which are mostly part of the MSCI Global Small Cap index (developed markets). The objective of the manager is to provide consistent excess returns relative to the benchmark with a tracking error around 4 to 6% over a 3-year period.

### Investment process

The discipline is an active, bottom-up, core strategy, which combines a fundamental stock research with superior risk management to deliver consistent outperformance. The proprietary research is generated from the global research platform of the investment manager.

The portfolio construction consists of combining the qualitative stock selection with quantitative risk management and systematically capturing the best fundamental ideas from the global research platform (more than 350 locally-based investment specialists). In this broadly diversified strategy (around 200 stocks hold), market risk is matched to the benchmark, and stock selection emerges as the dominant contributor to active returns.



### Manager

Fidelity Institutional Asset Management

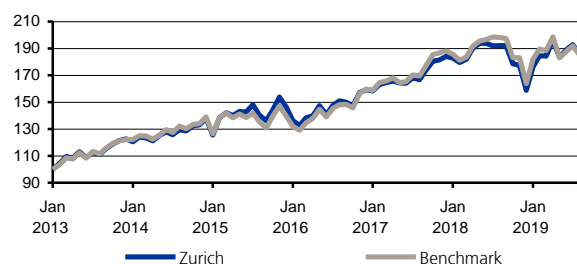
Fidelity Institutional Asset Management is the institutional arm of the privately-owned Fidelity Group. With more than USD 180 billions AuM, it is major asset manager focused only on servicing large institutional clients. The seven-member team is fully dedicated to Global Small Cap and has a long experience in this space. Investors benefit from the commitment of a specialized team as well as from the resources, services and financial stability inherent to the multi-boutique approach implemented by Fidelity Institutional Asset Management.

## Equity Global Small Cap

The asset pool invests in stocks with a small market capitalization which are mostly part of the MSCI Global Small Cap index (developed markets). The objective is to benefit from the small cap risk premium as well as generate a consistent alpha while diversifying and minimizing risk.

As of 30.09.2019

### Performance (gross of fees, indexed)



### Key characteristics

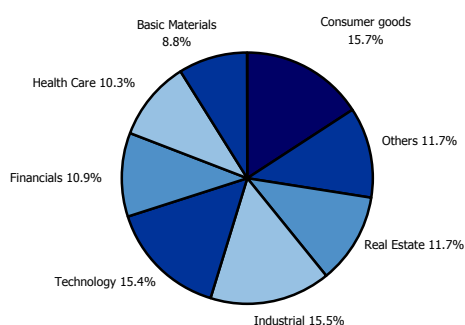
Manager	Fidelity Institutional AM
ISIN	CH0201365837
Bloomberg Ticker	ZISWPCH SW
Benchmark	MSCI Small Cap (NCUDWI)
First issue	01.2013
Financial year	1.1. - 31.12.
Currency	CHF
Risk currency	Diverse
AuM (in mio.)	267.54
Net asset value	1,768.36
Management Fee	0.95%
TER (KGAST)	0.97%
Spread	0.30%
Issue/Redemption	Daily
Number of holdings	220
Off-BM positions	14.92%

For further information please visit: [www.zurichinvest.ch](http://www.zurichinvest.ch)

### Currency exposure (in %)

	Zurich
USD	55.45
JPY	14.19
EUR	10.56
GBP	6.34
Others	13.46

### Sectors (in %)



### Performance (net of fees in %, in CHF)

	Zurich	Benchmark
1 month	2.56	2.85
3 month	0.65	1.39
Current year	19.27	16.29
1 year p.a.	-1.73	-3.44
5 years p.a.	7.16	7.91
10 years p.a.	-	-
Since inception p.a.	9.13	10.15

### Volatility (in %)

	Zurich	Benchmark
1 year p.a.	21.47	21.48
5 years p.a.	14.67	14.52
10 years p.a.	-	-
Since inception p.a.	13.47	13.33

### Risk figures since inception

	Zurich	Benchmark
Sharpe Ratio	0.72	0.80
Beta	0.99	1.00
Tracking Error p.a.	2.39	-
Information Ratio	-0.43	-
Jensen's Alpha (in %)	-0.97	-
Max. Drawdown (in %)	22.79	21.18
Recovery Period*	4	4

\*) in months

### Largest positions (in %)

	Zurich
Obic Co Ltd	1.67
Taylor Morrison Home Corp	1.29
ServiceMaster Global Holdings	1.16
US Foods Holding Corp	1.05
Monolithic Power Systems Inc	1.03

### Risk figures for other time periods

	1 year p.a.	5 years p.a.	10 years p.a.	Since inception p.a.
Sharpe Ratio	-0.04	0.54		0.72
Beta	1.00	1.00		0.99
Tracking Error p.a.	1.85	2.44		2.39
Tracking Error Ex Ante	1.94	-		-
Information Ratio	0.93	-0.31		-0.43
Jensen's Alpha (in %)	1.71	-0.71		-0.97

### Overview performance (net of fees in %)

	Jan	Feb	Mar	Apr	May	Jun	Jul	Aug	Sep	Oct	Nov	Dec	YTD
2019	10.97	4.63	-0.21	6.32	-6.57	2.97	1.99	-3.78	2.56				19.27
2018	-0.70	-1.89	1.32	4.37	1.86	-0.02	-1.07	0.06	-0.12	-7.10	-0.75	-10.64	-14.54
2017	-0.67	2.91	0.90	0.66	-1.02	-0.25	2.37	-0.85	4.28	3.65	0.45	1.32	14.44
2016	-7.14	-2.58	4.12	1.07	5.32	-4.58	4.78	2.17	-0.79	-1.99	6.73	1.31	7.70
2015	-9.22	10.19	2.55	-1.54	2.16	-0.53	3.78	-5.40	-2.94	5.77	6.64	-4.85	4.98
2014	-1.70	2.71	-0.63	-1.80	3.21	2.09	-1.85	3.09	-0.79	2.77	0.49	3.75	11.67
2013		4.17	5.06	-1.34	4.40	-3.79	3.31	-1.43	3.70	2.95	2.12	0.93	21.54

<sup>1</sup> TER according to KGAST: The figure corresponds to the Total Expense Ratio (TER) from the last year and is no guarantee for a similar TER in the future.

<sup>2</sup> Spread: Settlement with an additional subscription or redemption charge (protection of the fund performance)

The information provided in this document was prepared with care and to the best of knowledge and belief. Zurich Invest Ltd and Zurich investment foundation disclaim any responsibility for the accuracy and completeness of this information and any liability for losses incurred through the usage thereof. Historical performance is not an indicator of current or future performance. This document serves the sole purpose of providing information and is intended for the exclusive use of the intended recipient. It does not constitute an offer or recommendation to purchase financial products and does not release the recipient from the responsibility to exercise his or her own judgment or to heed the judgment of third parties. The information does not constitute any decision support for financial, legal, tax or other consulting services. All of the documents that form the legal basis for an investment can be obtained free of charge from Zurich Invest Ltd or Zurich investment foundation. This document may not be reproduced or forwarded, in whole or in part, without written permission from Zurich Invest Ltd.